

■ Features :

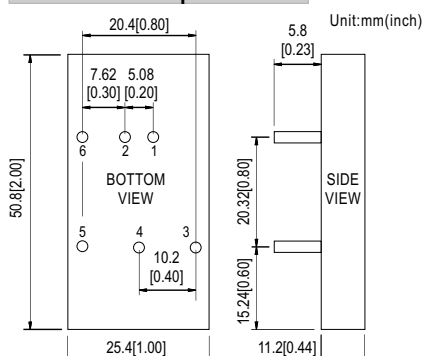
- 2"x1" compact size
- 2:1 wide input range
- High efficiency up to 89.5%
- 1500VDC I/O isolation
- Built-in remote ON/OFF control
- Built-in trimming output
- Built-in EMI filter
- Protections: Short circuit / Overload / Input and Output Over voltage
- Cooling by free air convection
- Six-sided shield metal case
- 100% burn-in test
- Low cost / High reliability
- Approvals: FCC / CE
- 2 years warranty



SPECIFICATION

ORDER NO.	SKA20A-05	SKA20B-05	SKA20C-05	SKA20A-12	SKA20B-12	SKA20C-12	SKA20A-15	SKA20B-15	SKA20C-15		
OUTPUT	DC VOLTAGE			12V			15V				
	CURRENT RANGE			166 ~ 1666mA			133 ~ 1333mA				
	RATED POWER									20W	
	RIPPLE & NOISE (max.) Note.2			60mVp-p			60mVp-p				
	LINE REGULATION Note.3									±0.2%	
	LOAD REGULATION Note.4									±0.5%	
	VOLTAGE ACCURACY									±2.0%	
	SWITCHING FREQUENCY									300KHz typ.	
	EXTERNAL CAPACITANCE LOAD (max.)			220uF			100uF				
EXTERNAL TRIM Adj. RANGE(Typ.)			±10%			-20 ~ +10%					
INPUT	VOLTAGE RANGE									A: 9 ~ 18VDC B: 18 ~ 36VDC C: 36 ~ 75VDC	
	EFFICIENCY (Typ.)									87.5% 88% 88.5% 88% 88.5% 87.5% 89% 89.5% 88%	
	DC CURRENT	Full load			1910mA 970mA 490mA 1910mA 970mA 500mA 1870mA 950mA 490mA						
		No load			80mA 55mA 40mA 35mA 25mA 15mA 35mA 25mA 15mA						
	FILTER									Pi network	
	REMOTE CONTROL									Power ON : R.C ~ -Vin > 2.5VDC or open circuit ; Power OFF : R.C ~ -Vin < 0.5VDC or short	
PROTECTION									Fuse recommended		
PROTECTION (Note. 5)	OVER CURRENT									110% ~ 180% rated output power Protection type : Hiccup mode, recovers automatically after fault condition is removed	
	SHORT CIRCUIT									All output equipped with short circuit Protection type : Hiccup mode, recovers automatically after fault condition is removed	
	OVER VOLTAGE	Input(Typ.)									A: >20 ~ 23VDC B: >40 ~ 43VDC C: >80 ~ 82VDC input voltage
		Output									Protection type : Shut down o/p voltage, recovers automatically after fault condition is removed
ENVIRONMENT	WORKING TEMP.									-40 ~ +85°C (Refer to "Derating Curve")	
	WORKING HUMIDITY									20% ~ 90% RH non-condensing	
	STORAGE TEMP., HUMIDITY									-55 ~ +125°C, 10 ~ 95% RH	
	TEMP. COEFFICIENT									±0.03% / °C (0 ~ 50°C)	
	VIBRATION									10 ~ 500Hz, 2G 10min./1cycle, period for 60min. each along X, Y, Z axes	
SAFETY & EMC	WITHSTAND VOLTAGE									I/P-O/P: 1.5KVDC	
	ISOLATION RESISTANCE									I/P-O/P: 100M Ohms / 500VDC / 25°C / 70% RH	
	EMC EMISSION									Compliance to EN55022 Class A, FCC part 15 Class A	
	EMC IMMUNITY									Compliance to EN61000-4-2,3,4,5,6,8, light industry level, criteria A	
OTHERS	MTBF									700Khrs min. MIL-HDBK-217F(25°C)	
	DIMENSION									50.8*25.4*11.2 mm or 2**1**0.44" inch (L*W*H)	
	WEIGHT									31.2g	

■ Mechanical Specification

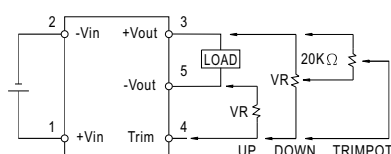


■ Pin Configuration

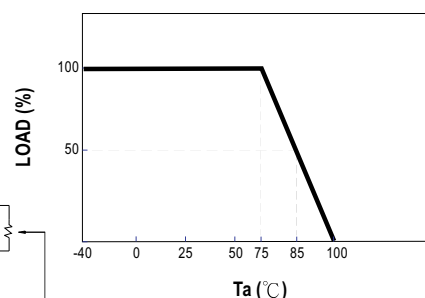
Pin No.	Output	Pin No.	Output
1	+Vin	4	Trim
2	-Vin	5	-Vout
3	+Vout	6	R.C

NOTE: Pin Size is Tolerance 1.0 φ ±0.10mm

■ External Output Trimming



■ Derating Curve



NOTE

1. All parameters are specified at normal input, rated load, 25°C 70% RH ambient.
2. Ripple & noise are measured at 20MHz by using a 12" twisted pair terminated with a 0.1uf & 47uf capacitor.
3. Line regulation is measured from low line to high line at rated load.
4. Load regulation is measured from 10% to 100% rated load.
5. Please prevent the converter from operating in overload or short circuit condition for more than 30 seconds.